

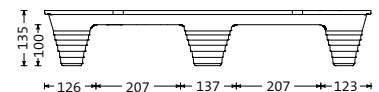
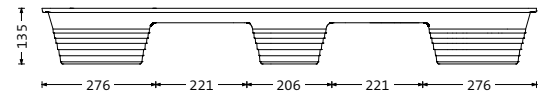
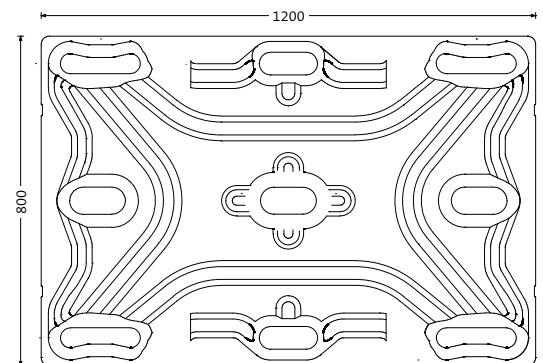


BINDERHOLZ PSP 80120 E2

Euro format

		PSP 80120 E2 (D)	PSP 80120 E2 H (D)
Dimensions		800 x 1200 mm	
Drive width		648 mm	
Drive height		100 mm	
Dynamic load		900 kg	1250 kg
Static load		3x dynamic load	
Norm average weight		11,5 kg	12,5 kg
P.U.	Pieces	50	
	Height (approx.)	2,20 m	2,30 m
Material		„processed wood“ according ISPM15	

D = drilled, H = higher load capacity





BINDERHOLZ PSP 80120 E4

Euro format

		PSP 80120 E4	PSP 80120 E4 H
Dimensions		800 x 1200 mm	
Drive width		700 mm	
Drive height		100 mm	
Dynamic load		900 kg	1250 kg
Static load		3x dynamic load	
Norm average weight		11,5 kg	12,5 kg
P.U.	Pieces	50	
	Height (approx.)	1,90 m	2,00 m
Material		„processed wood“ according ISPM15	

H = higher load capacity

